


Who Am I?

Activities

Activity 7.1



Base Ten Numbers

Students will explore base ten numbers using the Who Am I? structure. Students try to guess what number is on their card by asking yes/no questions. For example: "Do

I have five 100s?" "Do I have 7 ones?" Once a student guesses correctly, he or she places the card on the front of his or her shirt and becomes a helper to others.

NCTM Standard: Number and Operations Standard 3-5



- ★ Understand numbers, ways of representing numbers, relationships among numbers, and number systems.
- Understand the place-value structure of the base-ten number system and be able to represent and compare whole numbers and decimals.

pp. 236-244


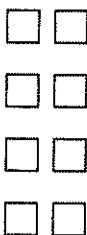

Base Ten Numbers

Instructions: Cut out each card and tape or pin one card to the back of each student.





1







2



3




4




Base Ten Numbers

Instructions: Cut out each card and tape or pin one card to the back of each student.

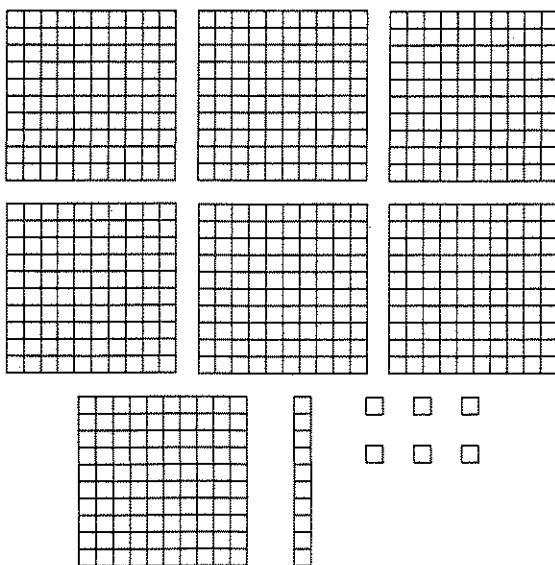
5



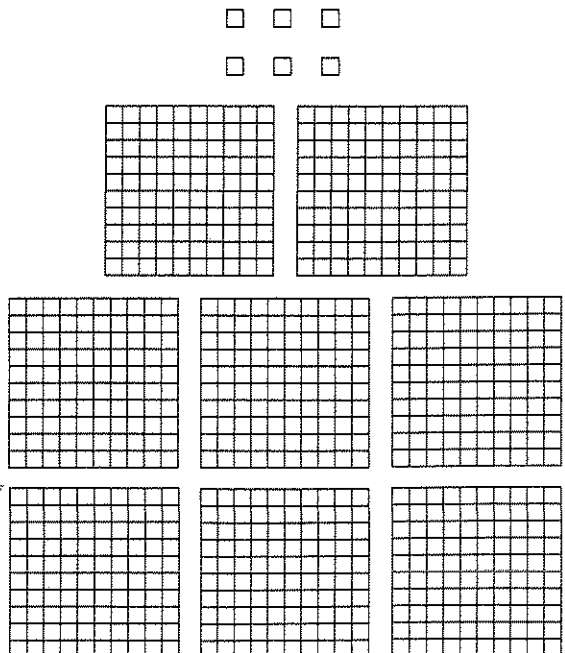
6



7



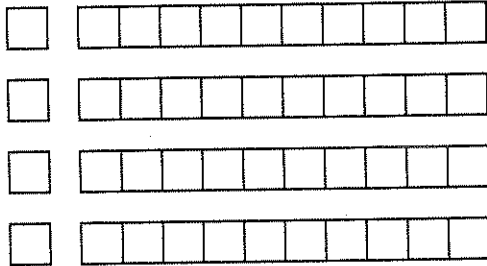

8





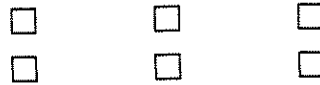
Base Ten Numbers

Instructions: Cut out each card and tape or pin one card to the back of each student.





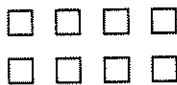
9







10



11



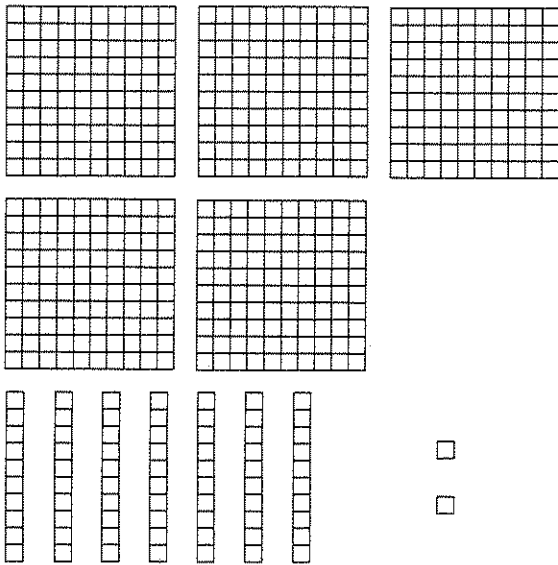
12



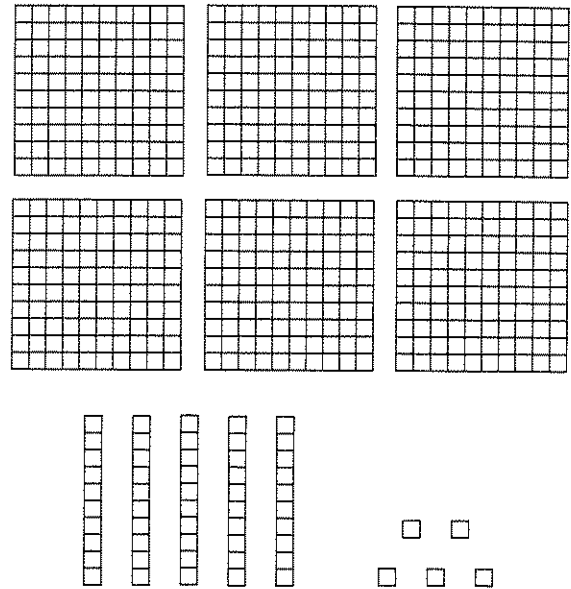
Base Ten Numbers

Instructions: Cut out each card and tape or pin one card to the back of each student.


13




14



15



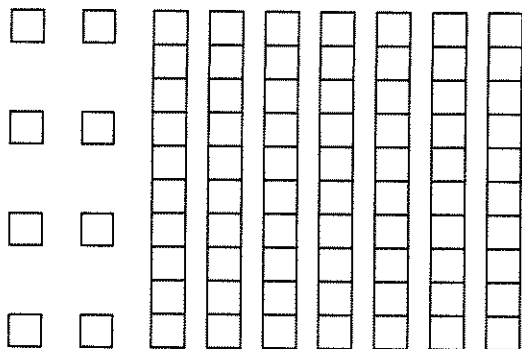

16





Base Ten Numbers

Instructions: Cut out each card and tape or pin one card to the back of each student.






17







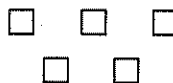
18



19




20



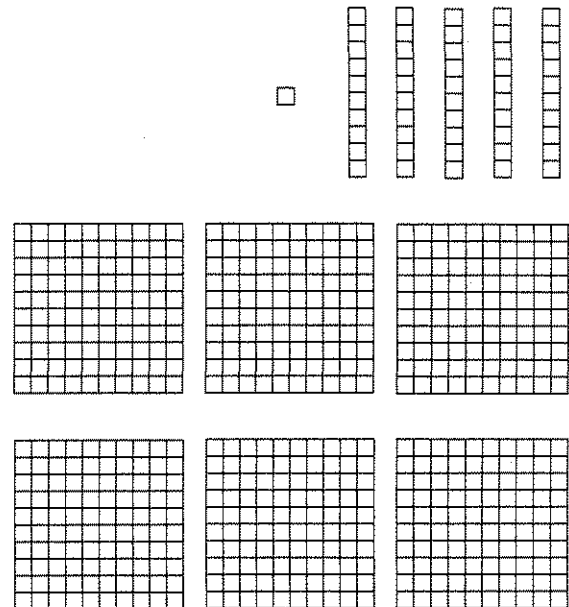
Base Ten Numbers

Instructions: Cut out each card and tape or pin one card to the back of each student.


21




22



23





24




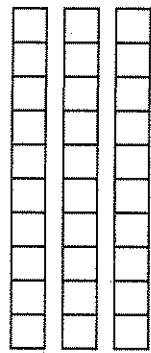


Base Ten Numbers

Instructions: Cut out each card and tape or pin one card to the back of each student.


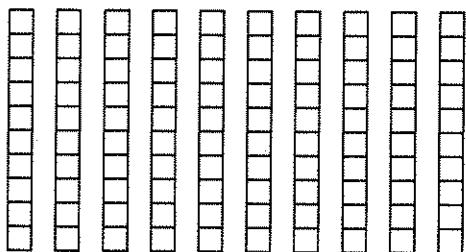
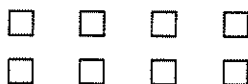
25







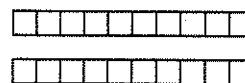
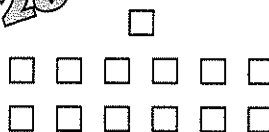
26



27




28



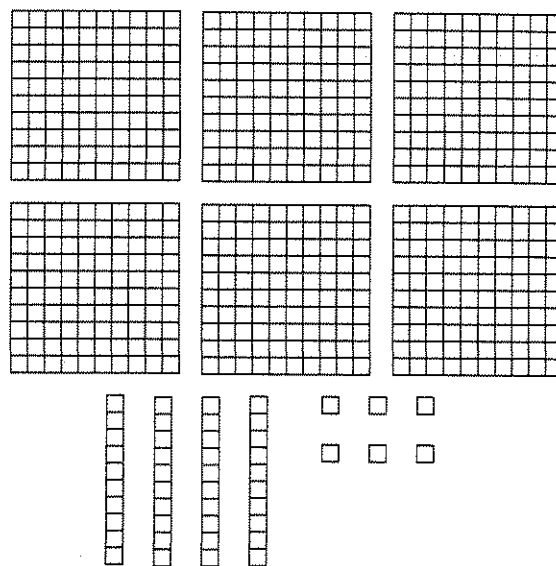
Base Ten Numbers

Instructions: Cut out each card and tape or pin one card to the back of each student.


29



30



31



32

